

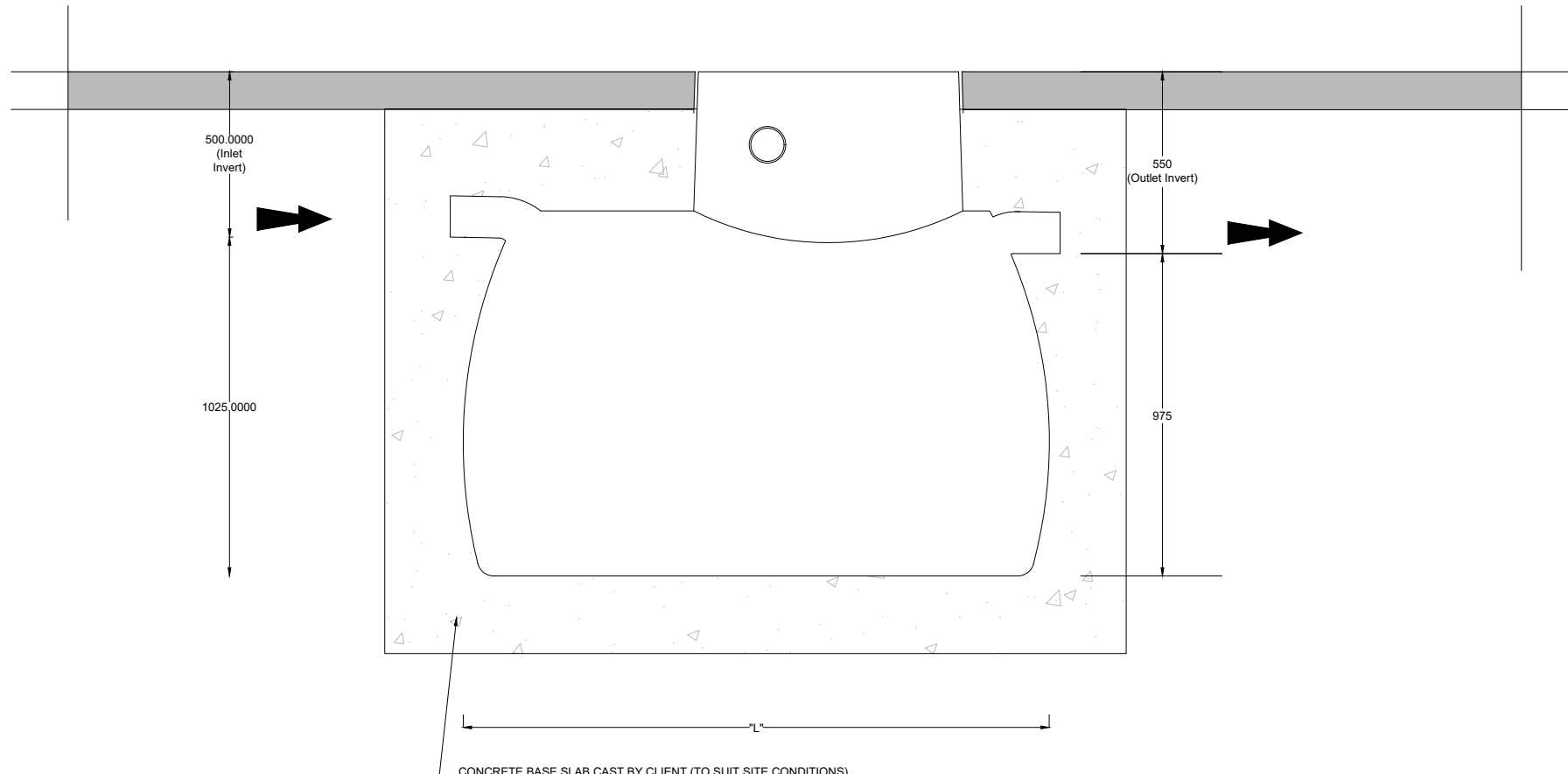
PLAN VIEW OF PETROL INTERCEPTOR

Scale 1:20

UNIT REF No.	NOMINAL FLOW	DIM 'L'	APPROX EMPTY WEIGHT (Kg)	FALL ACROSS UNIT
NS3	3 L/S	1760	110	50
NS6	6 L/S	1760	110	50
NS10	10 L/S	2610	130	50
NS15	15 L/S	3910	167	50

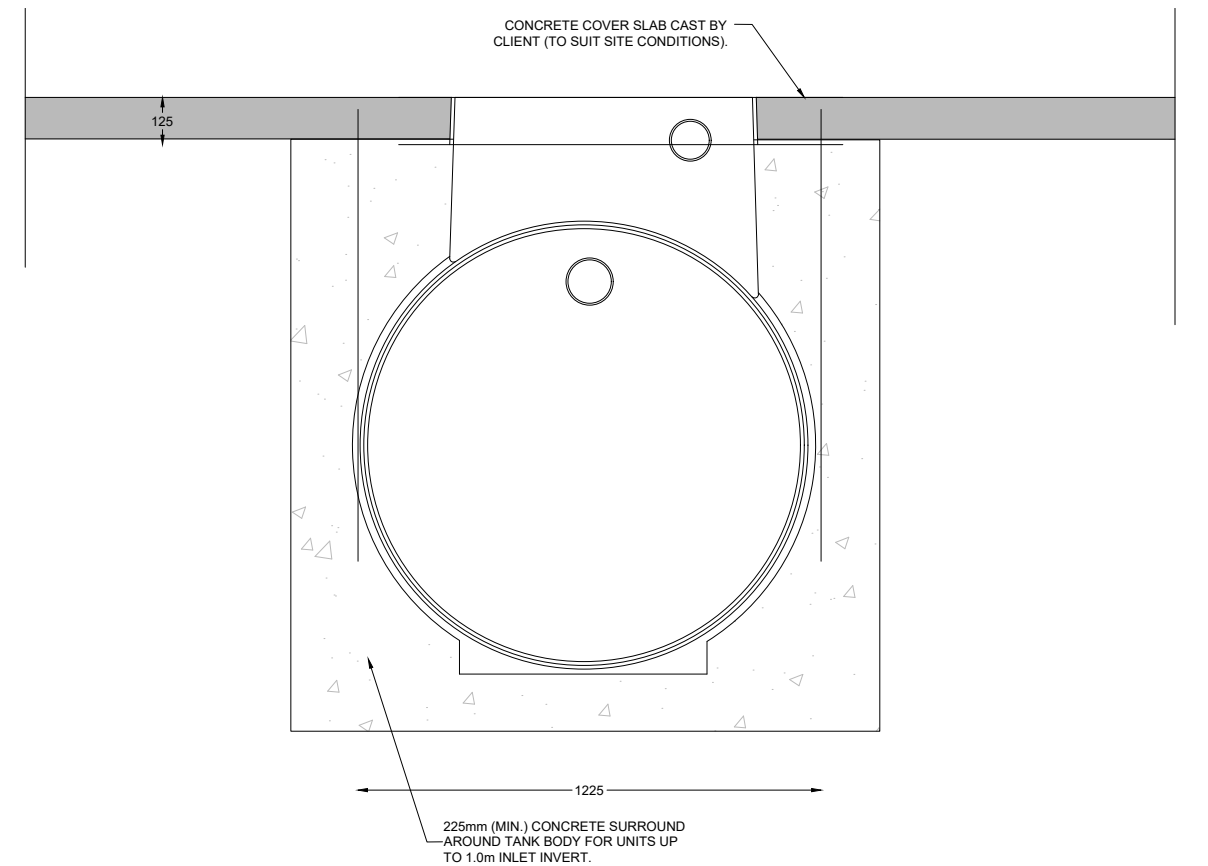
NOTES

1. INLET/OUTLET PIPES ARE PLAIN PIPE Ø200mm PVCu. THE STANDARD EN858 STATES MINIMUM CONNECTION SIZES, UNITS ORDERED WITH DIFFERENT SIZED CONNECTIONS ARE NOT FULLY COMPLIANT WITH THE STANDARD.
2. PLEASE NOTE A CLASS 1 SEPARATOR INCLUDES A COALESCER, CLASS 2 SEPARATORS DO NOT.
3. EXTENSION NECKS FOR DEEPER INVERTS CAN BE PROVIDED IN 0.5m INCREMENTS FOR ON SITE ASSEMBLY. THE FIRST 0.5m IS A PUSH-FIT SPIGOT. THE NEXT 0.5m IS FLANGED AND SUPPLIED WITH A MASTIC KIT AND NUTS AND BOLTS. MAX 2.0m INVERT RECOMMENDED.
4. ALL UNITS REQUIRE APPROPRIATE COVER & FRAME TO SUIT APPLIED LOADINGS.
5. THIS DRAWING SHOULD BE USED FOR DIMENSIONAL INFORMATION ONLY. IT IS ESSENTIAL THAT THIS DRAWING IS READ IN CONJUNCTION WITH INSTALLATION GUIDELINES SUPPLIED WITH UNIT. (COPIES ARE AVAILABLE FROM OUR SALES DEPARTMENT).
6. REDUCERS ARE AVAILABLE AT EXTRA COST TO SUIT ALTERNATE PIPEWORK REQUIREMENTS.



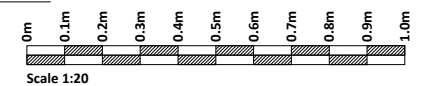
ELEVATION OF PETROL INTERCEPTOR

Scale 1:20



SECTION THROUGH PETROL INTERCEPTOR

Scale 1:20



If Applicable : Ordnance Survey Ireland Licence No. CYALS0221678 © Ordnance Survey Ireland and Government of Ireland

Rev.	Description	App By	Date
P01	FOR PLANNING	JH	19.09.24

PROJECT		CLIENT			
BALLYNAHONE LONG DURATION ENERGY STORAGE		FUTUREENERGY IRELAND DEVELOPMENT DAC			
SHEET	FUEL RETENTION PETROL INTERCEPTOR	Date	19.09.24	Project number	P23-117
		Drawn by	POR	Drawing Number	P23-117-0501-0004
		Checked by	TB	Rev	P01
Scale (@ A3) 1:20					